


HOTBODIES RACING.COM

ZX636R/RR & Z1 Undertail Kit


Available in: Lime Green, Light Silver, Passion Red, Orange, Thunder Blue, Lightening Blue, Titanium and Gloss Black)

HOTBODIES RACING RECOMMENDS THAT YOU HAVE A PROFESSIONAL MECHANIC PERFORM THIS INSTALLATION. IF YOU CHOOSE TO "DO-IT-YOURSELF" ALWAYS TAKE APPROPRIATE SAFETY MEASURES WHEN INSTALLING THIS PRODUCT AND USE SAFETY GOGGLES AND LEATHER GLOVES. CAREFULLY READ ALL INSTRUCTIONS BEFORE BEGINNING THE INSTALLATION PROCESS! HOTBODIES RACING WILL NOT REPLACE YOUR STOCK TAIL SECTION FOR ANY REASON, MEASURE TWICE AND DRILL ONCE!


1) Carefully remove the tail section and mud flap. Save all bolts, washers and plastic rivets for re-installation of tail. Disconnect the brake light, license plate and turn signals.



2) After removing the stock brake light, attach flat plastic bracket on the inside edge supplied with kit as shown using hardware provided.



3) Mount the bracket/brake light inside of subframe as shown using stock hardware. Re-assemble tail, mount undertail into tail section.



4) *Install license plate brackets to back side of license plate as shown. Now hold license plate in desired location on undertail (under the signals), carefully mark and drill holes, install using the two (2) sets of bolts & nuts.

5) *Set the undertail on the rear tire to allow the room to wire in the signal lights. Using clips, splice your turn signal wires to the signals in the undertail. On the bike; the green wire is the the left turn, gray wire is the right turn and the black w/ yellow tracer wires are the grounds. On the undertail the red wires are the power wires and the black wires are the grounds.

6) Re-Mount the stock tail section to the bike, now mount the undertail exactly like the stock undertail using the stock fasteners. Your done!

** After this modification your undertail is not returnable. Paint is not warrantied against paint chips, flaking or scratches from installation or rocks being thrown from tire into the tray.*

READ CAREFULLY BEFORE INSTALLATION! This undertail like all undertails has been designed for off road racing use only, and has not been presented for D.O.T. certification! Hotbodies Racing Inc., our distributors, and our dealers will NOT be responsible for the use or misuse of this product. Always check with your local Department of Motor Vehicles before modifying any aspect of your motorcycle.